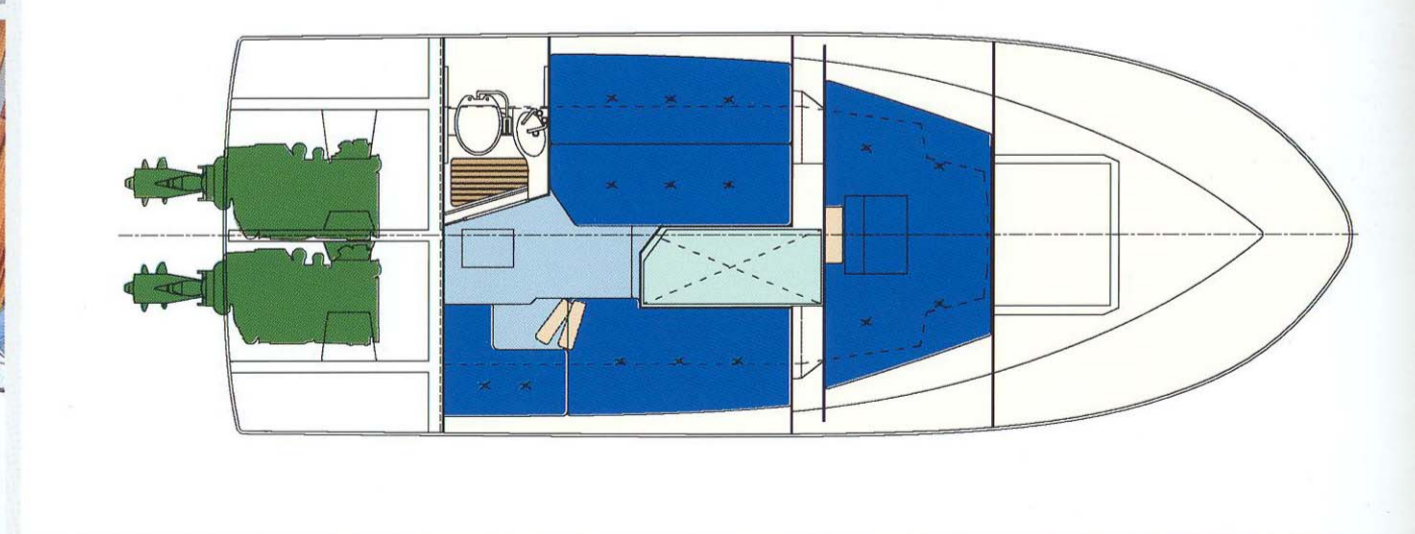
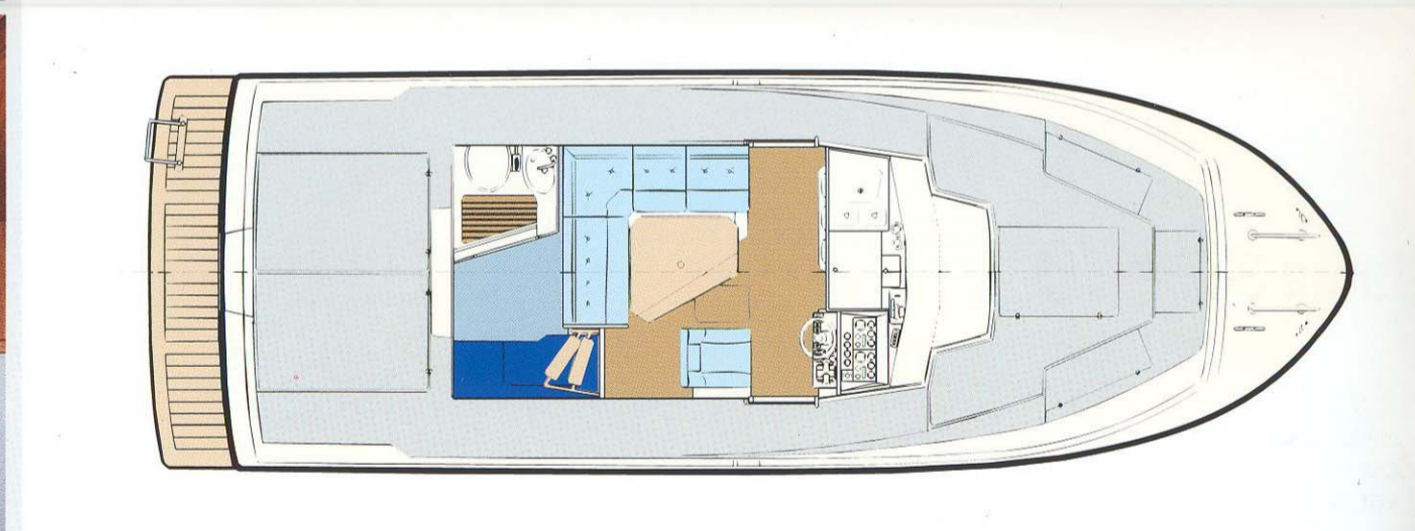



Targa 30



Targa 30








Targa 30 FB

L.o.a.	9,63 m
Length (hull)	9,05 m
Beam	3,15 m
Draught	0,85 m
Weight	4.000-4.500 kg
Fuel tank	620 L
Engine (1-2 engines) (260-600 HP)	191-442 kW
Speed	26-42 K.T.
Cruising speed	23-34 K.T.
Fuel consumption (1x260 HP)	approx. 1,9 L/N.M.
(2x230 HP)	approx. 2,3 L/N.M.

- Fore and aft self draining decks
- Swimming platform incl ladder
- Wide passageways around pilothouse
- Flybridge steering position
- Pilothouse with two sliding doors
- Mast with boom incl winch
- 8+3 seats on deck
- Foredeck foldaway table for six
- U-shaped front seat with storage lockers
- Seat in front of pilothouse
- Storage box/seat on aft deck 2 pcs
- Six seats in pilothouse
- Table for five in pilothouse
- Galley (2-burner cooker + fresh water)
- Fridge
- 1 double + 1 pipe berth in aft cabin
- Toilet incl shower in aft cabin
- Mini forecabin incl two berths

S = standard
E = extra

Extra equipment is shown on the pictures.
Specification is subject to change without notice.





Manufacturer

BOTNIA MARIN

P.O.Box 9, FIN-66101 MALAX, FINLAND
Tel. (Int.) +358-6-211 2200, Fax (Int.) +358-6-365 1551
www.targa.fi